

- Notes:
- All dimension, chainages, levels and coordinates are in meters unless otherwise stated.
 - This drawing is to be read in conjunction with project health and safety file for any identified potential risks.
 - Phase 1A(N) Highway alignment is based on URS drawing: BXC-R-JRS-ZZ-HW-M2-CE-00002 P24
 - Landscaping Masterplan is based on 649_07_019_Phase 1 Indicative Layout Plan_P9

- Key:
- TFL Bus - 12m long
 - TFL Bus - 12m long
 - Max Legal Articulated Vehicle 16.5m long
 - Max Legal Articulated Vehicle 16.5m long
 - Large Refuse Vehicle (3 axle) 9.86m long

P02	22/10/15	JJ	TM	TM
For Information				
P01	09/10/15	JJ	TM	TM
For Information				
Issue	Date	By	Chkd	Appd

ARUP
 13 Fitzroy Street
 London W1T 4BQ
 Tel +44(0)20 7638 1531 Fax +44(0)20 7580 3924
 www.arup.com

Client
Argent

Job Title
**Brent Cross
 Cricklewood**



**Brent Cross Phase 1A South
 Claremont Park Road (Part 1)
 Vehicle Tracking**

Scale at A1 1:500 Scale at A3 1:1000

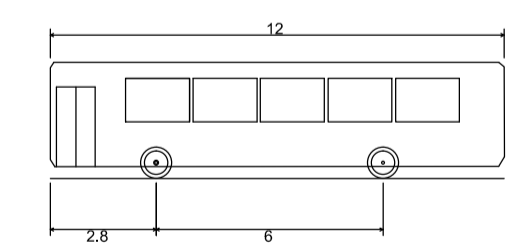
Discipline No default available

Job No
245526

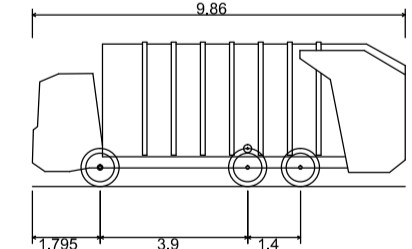
Drawing Status
For Information

Drawing No
BXC-ARP-00-XX-DR-C-7003

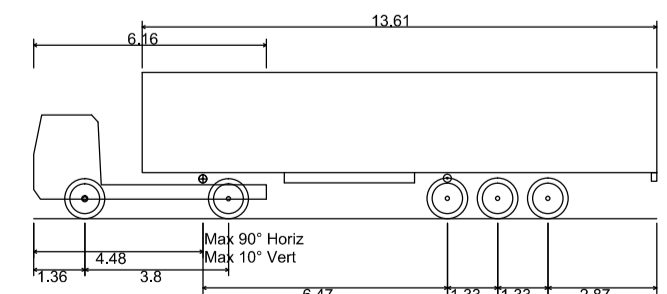
Issue
P02



'Standard' Rigid Bus
 Overall Length 12.000m
 Overall Width 2.550m
 Overall Body Height 3.069m
 Min Body Ground Clearance 0.309m
 Track Width 2.350m
 Lock to Lock Time 4.00s
 Wall to Wall Turning Radius 10.771m



Large Refuse Vehicle (3 axle)
 Overall Length 9.860m
 Overall Width 2.450m
 Overall Body Height 3.814m
 Min Body Ground Clearance 0.366m
 Track Width 2.450m
 Lock to Lock Time 4.00s
 Kerb to Kerb Turning Radius 9.500m



FTA Design Articulated Vehicle (1998)
 Overall Length 16.480m
 Overall Width 2.550m
 Overall Body Height 3.870m
 Min Body Ground Clearance 0.515m
 Max Track Width 2.470m
 Lock to Lock Time 3.00s
 Kerb to Kerb Turning Radius 6.550m